


Commsplus

Self Help



Program System Speed Dial Numbers

To program speed dial numbers, follow the steps below:

1) Put the handset on hook.

2) Dial (press) the following:

TRANSFER

200

1234

1

SPEAKER

705

VOLUME +/- (until correct speed dial no. is displayed, starts at 500) RIGHT
HAND SOFT KEY (button under display)

HOLD (to delete previous no. if needed)

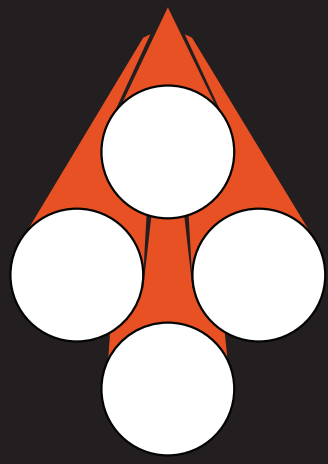
ENTER THE NUMBER (500: 9-01934882200)

RIGHT HAND SOFT KEY (button under display)

VOLUME +/- (until correct speed dial no. is displayed)


To program more speed dial numbers, repeat the above steps

3) Press transfer to exit



Commsplus

Self Help



Program System Speed Dial Name

To program speed dial names, follow the steps below:

1) Put the handset on hook.

2) Dial (press) the following:

TRANSFER

200

1234

1

SPEAKER

706

VOLUME +/- (until correct speed dial no. is displayed, starts at 500)

RIGHT HAND SOFT KEY (button under display)

HOLD (to delete previous name if needed)

TYPE THE NAME (for C press 2 three times, space use volume +/-)

RIGHT HAND SOFT KEY (button under display)

VOLUME +/- (until correct speed dial no. is displayed)

To program more speed dial names, repeat the above steps

3) Press transfer to exit